




## Timer unit with 4 switch functions




Type 1078-1 can be combined with...




**Type 5281/6213**  
Solenoid valve




**Type 0330/0331**  
Solenoid valve



**Type 0255/0256**  
Solenoid valve



**Type 6518/6519**  
Solenoid valve



**Type 6519 NAMUR**  
NAMUR valve

- Can be plugged into a magnetic coil plug configuration DIN 43650 Form A
- Functions can be directly set
- 4 different switching functions
- Function display

The Type 1078-1 works on the basis of a micro-processor, and is used for the control of the cycle times of solenoid valves. Up to four different switching time cycles can be set up. The controller is plugged onto the tag connector of the solenoid valve using the integrated instrument socket according to DIN 43650 Form A. The setting of the program and the cycle times is carried out using DIP switches and potentiometers. The availability of mains voltage and the switch status is shown on 2 LEDs.

Technical data	
<b>Operation</b>	With removable protective cover
<b>Setting</b>	Functions 1 to 4 via an 8-pole DIP switch, with fine tuning using a potentiometer
<b>Time range</b>	$t_{on}$ and $t_{off}$ can be continuously set within the selected time range using the potentiometer
<b>LED display</b>	Mains voltage Switch status
<b>Installation</b>	As required
<b>Mounting</b>	With cheesehead screws
<b>Body material</b>	Polyamide
<b>Standard time range</b>	0.5 to 10 s 1.5 to 30 s 5.0 to 100 s 0.5 to 10 min 1.5 to 30 min 5.0 to 100 min 12.0 to 240 min 0.5 to 10 h
<b>Expanded time range</b>	0.1 to 2 s 0.5 to 10 s 5.0 to 100 s 0.5 to 10 min 3.0 to 60 min 0.3 to 6 h 1.2 to 24 h 5.0 to 100 h
<b>Setting at delivery</b>	$t_{on}$ = 0.5 to 10 s $t_{off}$ = 0.5 to 10 s Function: clock generator

For electrical data, see Type 1078-2

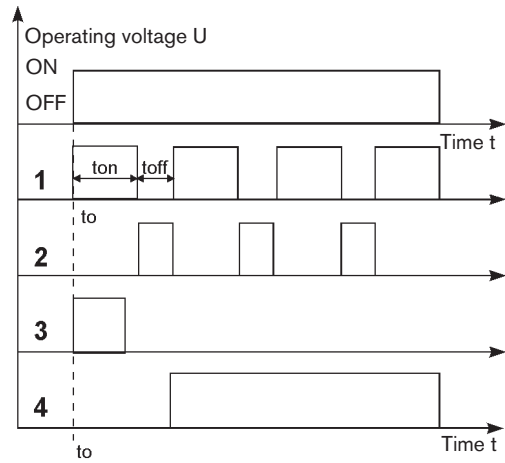
For dimensions, see Type 1078-2 without operating unit, with protective cover

**Functions/switching cycles of the timer unit**

$t_o$  = Start time  
 $t_{on}$  and  $t_{off}$  are freely selectable

**Functions**

- 1 Cyclor, starting with "On", start with  $t_{on}$
- 2 Cyclor, inverted, starting with  $t_{off}$
- 3 Pulse timer for the set time  $t_{on}$
- 4 Switch-on delay, only switches after duration of  $t_{off}$



**Ordering chart for Type 1078-1**

Accessory	Operating voltage	Item no.
Timer unit Type 1078-1 with standard time range	012 - 024 V DC	060 647
	024 - 048 V/50 - 60 Hz and DC	060 621
	048 - 110V/50 - 60 Hz and DC	414 900
	110 - 230 V/50 - 60 Hz	060 620
With expanded time range	110 - 230 V/50 - 60 Hz	060 659

DTS 1000082404 EN Version: B Status: RL (released | freigegeben | validé) printed: 09.05.2016