

Product information

**Flow switch
Novafix PD-...TH**

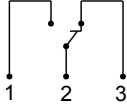


- Adhesive fitting DN 15, DN 80
- Highly reproducible
- Insensitive to dirt
- Precise setting of the switching valve by means of rotation

Characteristics

Mechanical flow switch, for fluid media, with no-contact triggering of an adjustable Reed contact.
Robust construction in PVC material.

Technical data

Switch	Reed switch	
Nominal width	DN 15..80	
Process connection	Adhesive fitting	
Adjustment range	2..500 l/min	For details see table "Ranges"
Q_{max.}	up to 600 l/min	
Hysteresis	Depending on the switching value, minimum 1 l/min	
Tolerance	±5 % of full scale value	
Pressure resistance	PN 10 bar	
Medium temperature	-20..+60 °C	
Ambient temperature	-20..+60 °C	
Media	Water (oils and gases available on request)	
Wiring	Transformer No. 0.213 	
Switching voltage	max. 250 V AC	
Switching current	max. 1.5 A	
Switch performance	max. 50 VA	
Protection class	2 - Safety insulation	
Ingress protection	IP 44	
Connection	Plug DIN 43650-A / ISO 4400	
Materials medium-contact	1.4310, Delta Tone/sial coated, PVC, Viton, hard ferrite	
Non-medium-contact materials	ABS	

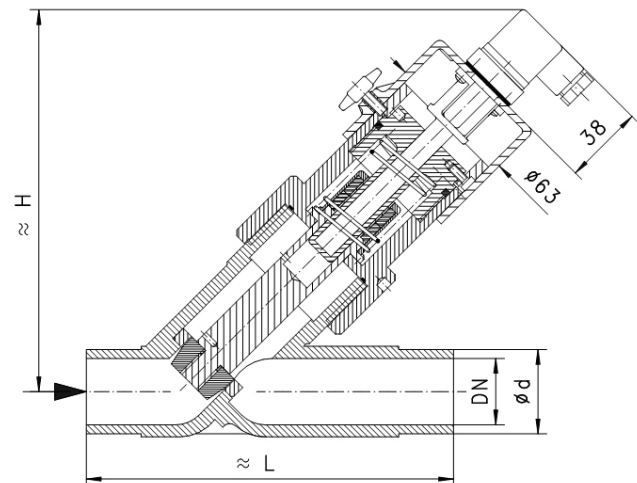
Weight	see table "Dimensions and weights"
Installation location	Standard: horizontal inwards flow; switching head not recommended underneath; other installation positions are possible; the installation position affects the switching point and range.

Ranges

The adjustment range is suitable for horizontally decreasing flows.

Type	Nominal width	Adjustment range		Q _{max. rec.}	
		l/min H ₂ O		l/min H ₂ O	
PD-015TH...	DN 15	2 - 8	4 - 20	20	30
PD-020TH...	DN 20	4 - 20	10 - 40	40	60
PD-025TH...	DN 25	10 - 40	20 - 60	60	90
PD-032TH...	DN 32	20 - 60	30 - 100	100	130
PD-040TH...	DN 40	30 - 100	50 - 150	150	180
PD-050TH...	DN 50	50 - 150	100 - 200	250	
PD-065TH...	DN 65	100 - 200	150 - 330	400	
PD-080TH...	DN 80	150 - 300	330 - 500	600	

Dimensions and weights

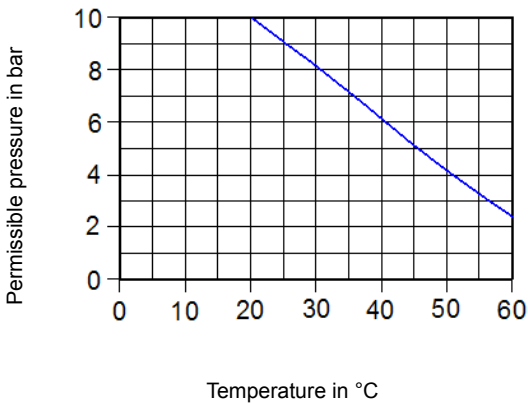


Types	d mm	H mm	L mm	Weight kg
PD-015TH...	20	170	124	0.60
PD-020TH...	25	174	144	0.65
PD-025TH...	32	186	154	0.90
PD-032TH...	40	196	174	1.00
PD-040TH...	50	194	194	1.20
PD-050TH...	63	194	224	1.45
PD-065TH...	75	240	284	2.10
PD-080TH...	90	240	300	3.20

Product information

Handling and operation

- Include straight calming section of 5 x DN in inlet and outlet.
- If the media are dirty, install a filter (use magnetic filter for ferritic components).
- It must be ensured that the values given for voltage, current, and power are not exceeded.
- When switched on, a load must be connected in series.
- The electrical details apply to ohmic loads. Capacitive, inductive and lamp loads must be operated using a protective circuit.
- Remove the transport lock (white plastic screw in acrylic glass body) before commissioning. Then close the threaded hole with the sticker included in the scope of supply.
- Do not exceed permissible pressure depending on the temperature (see diagram)



Ordering code

PD- 1. 2. 3. 4.

○=Option

1. Nominal width	
015	DN 15
020	DN 20
025	DN 25
032	DN 32
040	DN 40
050	DN 50
065	DN 65
080	DN 80
2. Process connection	
T	Adhesive fitting
3. Connection material	
H	PVC
4. Adjustment range H ₂ O for horizontally decreasing inwards flow	
008	2 - 8 l/min
020	4 - 20 l/min
040	10 - 40 l/min
060	20 - 60 l/min
100	30 - 100 l/min
150	50 - 150 l/min
200	100 - 200 l/min
300	150 - 300 l/min
330	150 - 330 l/min
500	330 - 500 l/min

Options

- Signal lamp
- Protection class IP 65
- Glue socket and flange design
- Adjustment ranges with oil and gas
- Selected hysteresis
- Rhodium contact
- Special values
- Metal cap

Ordering information

- Specify low direction, material and adjustment range.
- For viscous media, state viscosity, temperature and medium (e.g. ISO VG 68) (enquire about metering range).
- For gases, state pressure (relative or absolute), temperature and medium (e.g. air) (request display range).