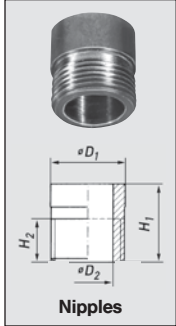


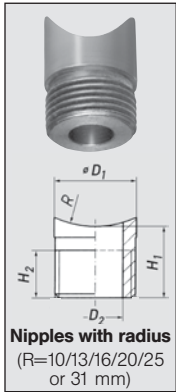


Assembly accessories for nozzle tips or nozzles with female threads

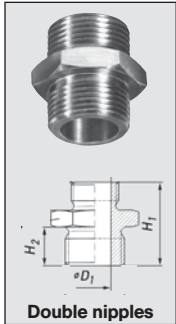
Nipples



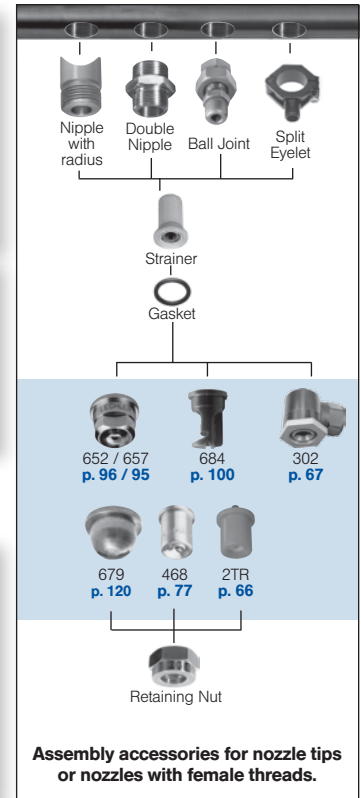
For series	Ordering no.				Dimensions (in.)								Weight (Brass) lb.	
	Type	Material no.				Inlet	Outlet	H ₁	H ₂	D ₁	D ₂	R		HEX
		02	17 ¹	30	53									
2TR 468 652 679 684	065. 210. xx. 00	○	○	○	○	-	3/8" Male BSPP	.71	.39	.68	.45	-	-	.04
656 657	065. 610. xx. 00	○	○	-	○	-	3/4" Male BSPP	1.06	.55	1.10	.71	-	-	.13



2TR 468 652 679 684	065. 217. xx. 10	-	○	-	-	-	3/8" Male BSPP	.71	.39	.68	.45	.39	-	.04
	065. 217. xx. 13	-	○	-	-	-	3/8" Male BSPP	.71	.39	.68	.45	.51	-	.04
	065. 217. xx. 16	-	○	-	-	-	3/8" Male BSPP	.71	.39	.68	.45	.63	-	.04
	065. 217. xx. 20	-	○	-	-	-	3/8" Male BSPP	.71	.39	.68	.45	.79	-	.04
	065. 217. xx. 25	-	○	-	-	-	3/8" Male BSPP	.71	.39	.68	.45	.98	-	.04
	065. 217. xx. 31	-	○	-	-	-	3/8" Male BSPP	.71	.39	.68	.45	1.22	-	.04



2TR 468 652 679 684	065. 215. xx. 11	-	○	○	-	1/4" Male NPT	3/8" Male BSPP	1.44	.56	-	-	-	11/16	.06
	065. 215. xx. 12	-	○	○	-	3/8" Male NPT	3/8" Male BSPP	1.38	.50	-	-	-	11/16	.06
	065. 215. xx. 10	-	○	○	-	1/4" Male NPT	11/16"-16 Female NPT	1.44	.56	-	-	-	11/16	.06
	065. 211. xx. 10	-	○	○	-	3/8" Male NPT	11/16"-16	1.25	.50	-	-	-	11/16	.06
656 657 664 665	065. 611. xx. BK	-	○	○	-	3/4" Male NPT	3/4" Male BSPP	1.65	.55	.71	-	-	1-1/4	.20



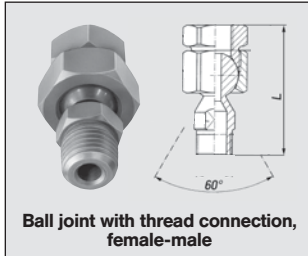
Example **Type** + **Material no. (xx)** = **Ordering no.**
for ordering: 065. 215. xx. 11 + 17 = 065. 215. 17. 11

1) We reserve the right to deliver material 316 SS or 316L SS, if we show the material code 17.



Assembly accessories for nozzle tips or nozzles with female threads

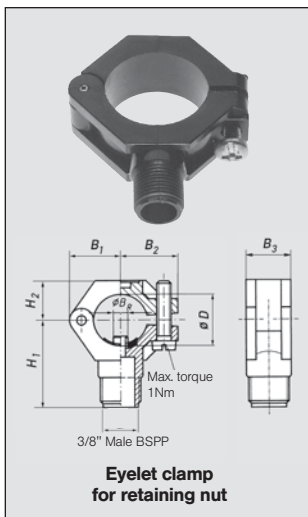
Ball joints



For series	Ordering no.			Dimensions (in.)						Weight (Brass) lb.	
	Type	Material no.			Inlet	Outlet	D ₁	D ₂	Largest HEX		L
		303 SS/316 SS	303 SS	Brass							
2TR 302 468 652 679 684	092. 022. xx. BE. BD	-	○	-	1/4" Female NPT	3/8" Male NPT	-	-	1-1/16	2.51	.18
	091. 124. xx. BE. BF	-	○	○	3/8" Female NPT	3/8" Male NPT	-	-	1-1/8	2.10	.19

Example **Type** + **Material no. (xx)** = **Ordering no.**
for ordering: **092. 022. xx. BE. BD** + **16** = **092. 022. 16. BE. BD**

Split eyelet



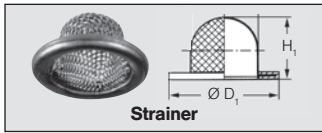
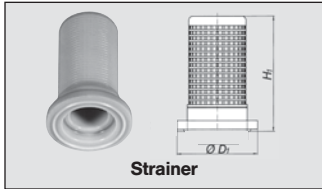
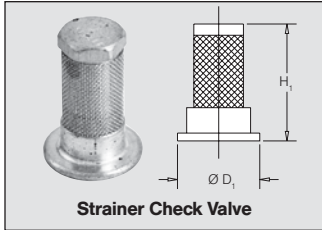
For series	Ordering no.			Screw (Material)	Dimensions (in.)								Weight (Nylon)	
	Type	Material no.			Pipe ø	Drill hole diameter	B _R ø	B ₁	B ₂	B ₃	H ₁	H ₂		
		Nylon	PP											PVDF
2TR 302 468 652 679 684	090. 053	○	○	○	303 SS	3/8"	1/4"	.25	.75	.87	.73	1.36	.57	.05
	090. 003	○	○	○		1/2"	1/4"	.25	.84	.94	.73	1.44	.65	.05
	090. 013	○	○	○		3/4"	5/16"	.31	.96	1.05	.87	1.56	.69	.06
	090. 023	○	○	○		1"	7/16"	.43	1.18	1.22	.87	1.73	.83	.07
	090. 033	○	○	○		1 1/4"	1/2"	.51	1.34	1.40	.99	1.89	.99	.09

Example **Type** + **Material no.** = **Ordering no.**
for ordering: **090. 053** + **51** = **090. 053. 51**



Assembly accessories for nozzle tips or nozzles with female threads

Strainers



For series	Valve option	Ordering no.				Color	Opening pressure (psi)	Dimensions (in.)				Weight (Brass) lb.	
		Type	Material no.					Mesh size	Mesh opening	H_1	D_1		
			Monel 26	Brass 30	POM 56								
xxx.32x-xxx.44x	With check valve	065. 265	-	-	○	Blue	8	50	.011	.81	.58	.004	
xxx.32x-xxx.44x			065. 266	-	-	○	Red	8	24	.026	.81	.58	.004
xxx.48x-xxx.56x				-	-	○	Red	8	24	.026	.81	.58	.004
xxx.32x-xxx.44x	No check valve	065. 257	-	-	○	Blue	-	50	.011	.81	.58	.004	
xxx.32x-xxx.44x			065. 256	-	-	○	Red	-	24	.026	.81	.58	.004
xxx.48x-xxx.56x	-	-		○	Red	-	24	.026	.81	.58	.004		
xxx.32x-xxx.44x	No check valve	065. 252	○	-	-	-	-	80	.007	.31	.58	.004	

Example Type + Material no. = Ordering no.
for ordering: 065. 260 + 30 = 065. 260. 30

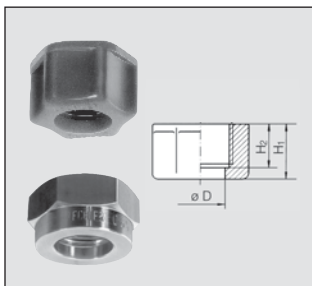
For series	For nozzle size	Ordering no.				Dimensions (in.)	Weight (oz.)
		Type	Material no.				
			PTFE 55	Copper-filled fiber 71	Aramid fiber 72		
468/652 679/684	retaining nut 3/8" and 11/16"	065. 240	○	-	○	.59	.005
656/657	retaining nut 3/4"	065. 640	-	-	○	.94	.018

Example Type + Material no. = Ordering no.
for ordering: 065. 240 + 55 = 065. 240. 55

Gaskets



Retaining nuts



For series	Type	Ordering no.						For thread	Dimensions (in.)				Weight (Brass) lb.
		Material no.							H_1	H_2	D	Hex	
		303 SS 16	316SS 17	316L SS 1Y	Brass 30	POM 56	PVDF 5E						
2TR 468 548*	065. 200	○	○	-	○	○	○	3/8" BSPP	.57	.40	.50	.87	.06
652 660 679 684	069. 000	○	-	○	○	-	○	11/16"-16	.57	.40	.50	.87	.06
656/664	065. 600	○	○	-	○	-	○	3/4" BSPP	.63	.51	.79	1.26	.13

Example Type + Material no. = Ordering no.
for ordering: 065. 200 + 17 = 065. 200. 17

* POM and PVDF not recommended for nuts for Series 548, High Pressure Tips.