

SCRAP HANDLING AND RECLAIM FOR A VARIETY OF PROCESSES

Sterling fluff feed hoppers are designed to feed a percentage of the fluff directly back into the extruder throat. The unique dual-stage design ensures that the fluff is mixed with the virgin material above the extruder throat. Each auger is independently adjustable and can be set to follow the extruder screw speed by monitoring a tachometer signal from the extruder.

STFH fluff feed hoppers are designed to feed edge trim and roll scrap back into an extruder at a maximum rate of 30% of the extruder output. The SFTH-HP is designed for those applications where scrap re-feed greater than 30% is common.

NOTE: Cannot be used with grooved feed throats.



Features

- NEMA 12 enclosure
- IR compensation
- Up to 30% maximum re-feed rate¹
- Dependable auger metering
- Machine-mount flange
- Mild steel material contact surfaces
- STFH Series refeed systems are designed to run at a set percentage of current extruder revolutions per minute (rpm)
- Independently-adjustable vertical mix auger and horizontal fluff metering auger
- Individual speed adjustments using variable-frequency drives
- Digital speed potentiometers
- Fluff hopper bridge breaker
- Extruder following signal isolator
- Horizontal and vertical drive Yaskawa (Magnetek) AC inverter-duty motors
- Optical level sensor with delay timer for field connection to grinder feed rolls and alarm device
- Ammeters for each drive motor
- Each auger (horizontal fluff feed and vertical mixing) can be adjusted independently, using the controls on the front panel
- Supply Voltage: STFH models 300/450/600-230/1/60; STFH models 800/1000 -230/3/60

¹ Fluff feedback rate is based on a non-extruder limited line, recycling 1.25 mil medium slip LDPE film. Extruder speed increase may be required to obtain maximum quoted feed rate. If extruder is running 100% plasticizing capacity on virgin material, loss in output may occur during fluff feeding.

Options

- No available options

STFH SERIES

Fluff Hopper System

STFH SERIES FLUFF FEED HOPPER SELECTION

Model	Extruder Size (screw dia.), in. (mm)	Fluff Hopper Capacity, cu. ft. (l)	Standard Mounting Flanges, in. x in. (mm ²)	Drive Type
STFH350	3.5 (89)	2 (56)	8 (203)	Delta VFD
STFH450	4.5 (114)	3 (84)	8 (203)	
STFH600	6 (152)	4 (113)	10.5 (266)	
STFH800	8 (203)	4 (113)	14 (355)	
STFH1000	10 (254)	4 (113)	16 (406)	
STFH450-HP	4.5 (114)	3 (84)	8 (203)	AC Flux Vector
STFH600-HP	6 (152)	4 (113)	10.5 (267)	
STFH800-HP	8 (203)	4 (113)	14 (356)	
STFH1000-HP	10 (254)	4 (113)	16 (406)	

STFH SERIES FLUFF FEED HOPPER SELECTION

Model	Horizontal Auger		Vertical Auger	
	Power, HP (kW)	Size/Dia., in. (mm)	Power, HP (kW)	Size/dia., in. (mm)
STFH350	3/4 (0.559)	2 (41)	3/4 (0.559)	2-1/2 (63)
STFH450	3/4 (0.559)	3 (76)	2 (1.492)	3-1/2 (88)
STFH600	2 (1.492)	4 (101)	2 (1.492)	4-3/4 (120)
STFH800	3 (2.238)	6 (152)	3 (2.238)	5-3/4 (146)
STFH1000	3 (2.238)	6 (152)	5 (3.730)	8 (203)
STFH450-HP	2 (1.492)	3 (76)	3 (2.238)	3-1/4 (82)
STFH600-HP	3 (2.238)	4 (101)	5 (3.730)	5-1/4 (133)
STFH800-HP	3 (2.238)	6 (152)	5 (3.730)	6-1/2 (165)
STFH1000-HP	5 (3.730)	6 (152)	10 (7.460)	8 (203)

STFH-HP Series High Performance Fluff Feed Hoppers

High performance STFH-HP models are available to handle the toughest film scrap conditions. Yaskawa (Magnetek) flux vector (closed-loop vector) drive technology and a newly-designed re-feed pedestal combine to offer the very best fluff feeding performance available to the processor today. Maximum STFH-HP fluff re-feed rates are based on the ability of the screw design to accept additional fluff vs. standard STFH units. Typical STFH-HP fluff feed rates exceed 30% of extruder output and rates of 45% have been achieved. Maximum fluff feed percentages will vary depending on material and equipment.

All STFH-HP Series fluff feed hoppers come standard with these additional features:

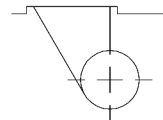
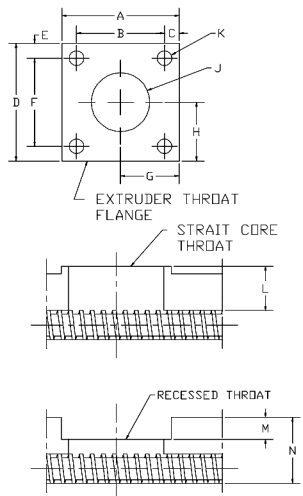
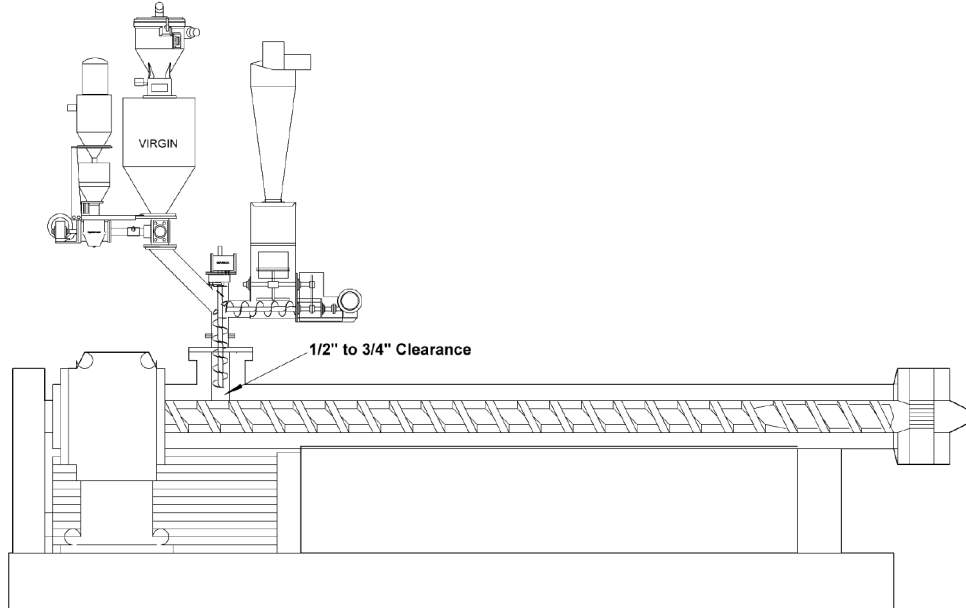
- New high performance "Verti-Blend" vertical feed auger incorporates vertical compaction and mixing design to allow the maximum fluff re-feed percentages possible
- Vertical side access door on pedestal for easier cleaning and maintenance
- Heavy-duty ICS100 gearbox assemblies
- Heavy-duty fan-cooled brushless VFD compatible Vector duty motors (AC)
- MagneTek variable-frequency Vector drives (VFD) and systems
- 460/3/60 supply voltage
- Ammeters for each drive motor

STFH SERIES



Fluff Hopper System

TYPICAL STE OR STFH FLUFF FEED HOPPER INSTALLATION



TANGENTIAL THROAT
DETAILED PRINT
NEEDED ASAP

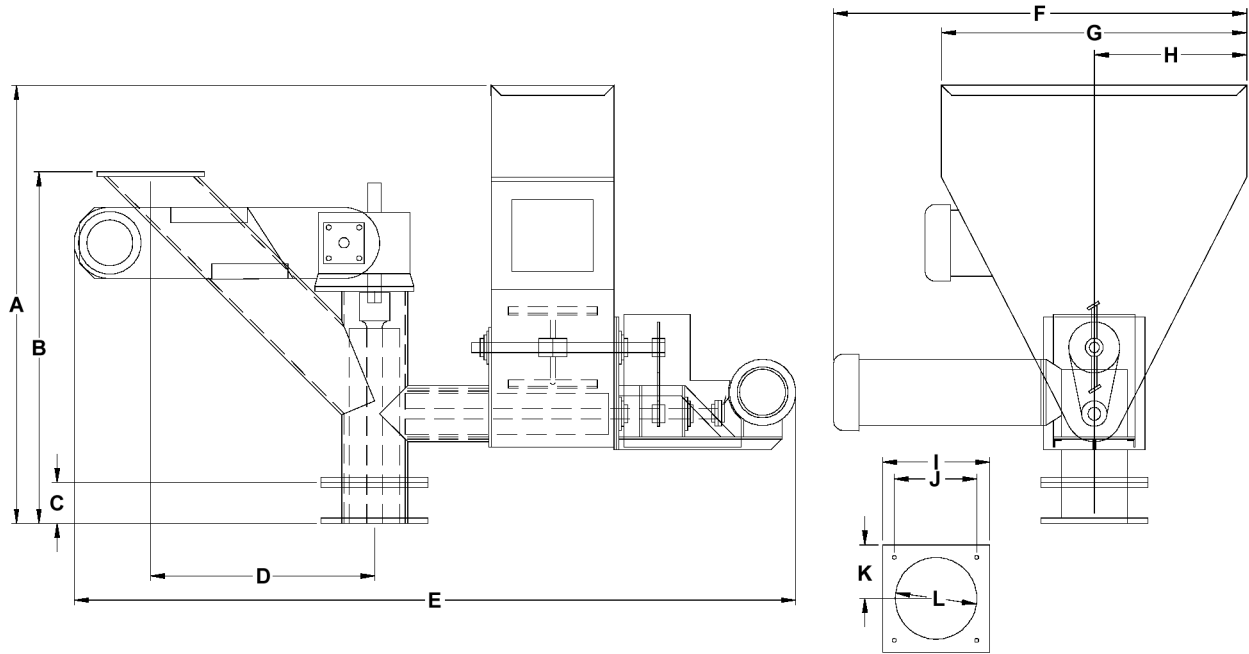
A	
B	
C	
D	
E	
F	
G	
H	
J	DIA.
K	DIA.
L	
M	
N	

TO ENG. DEPT.
HYDRECLAIM CORP.

STFH SERIES

Fluff Hopper System

TYPICAL STFH FLUFF FEED HOPPER DIMENSIONS



STFH SERIES DIMENSIONS

Model	Overall Unit Dimensions (cm is approx.)							
	A, in. (cm)	B, in. (cm)	C, in. (cm)	D, in. (cm)	E, in. (cm)	F, in. (cm)	G, in. (cm)	H, in. (cm)
STFH350	32-1/4 (82)	26-5/8 (68)	4 (10)	16 (41)	56-5/8 (144)	27-5/8 (70)	20 (51)	10 (25)
STFH450	39-7/8 (101)	27-3/4 (70)	4 (10)	16 (41)	60-5/8 (154)	28-1/8 (71)	24 (61)	12 (31)
STFH600	43 (109)	34-1/2 (88)	4 (10)	22 (56)	70-7/8 (180)	40-5/8 (103)	30 (76)	15 (38)
STFH800	46 (117)	43 (109)	4 (10)	30-3/8 (77)	82-5/8 (210)	40 (102)	30 (76)	15 (38)
STFH1000	45-1/2 (116)	46 (117)	4 (10)	32-1/2 (83)	88 (224)	37-1/2 (95)	30 (76)	15 (38)

Model	Overall Unit Dimensions (cm is approx.)			
	I, in. (cm)	J, in. (cm)	K, in. (cm)	L, in. (cm)
STFH350	8 (203)	6 (152)	4 (102)	4 (102)
STFH450	8 (203)	6 (152)	4 (102)	4 (102)
STFH600	10-1/2 (267)	8 (203)	5-1/4 (133)	6 (152)
STFH800	14 (356)	12 (305)	7 (178)	8 (203)
STFH1000	16 (406)	14 (356)	8 (203)	10 (254)